

(I)(a) STATEMENT SHOWING SHAREHOLDING PATTERN

Name of the Company: PURBASHA RESOURCES LIMITED
Scrip Code: Name of the Scrip:
Quarter Ended: 31/03/2014

Class of security:

Page:

Partly paid-up shares:-	No. of partly paid-up shares	As a % of total no. of partly paid-up shares	As a % of total no. of shares of the company
-------------------------	------------------------------	--	--

Held by promoter/promoter group

Held by public
Total - D

Outstanding convertible securities:-	No. of outstanding securities	As a % of total no. of outstanding convertible securities	As a % of total no. of shares of the company, assuming full conversion of the convertible securities
--------------------------------------	-------------------------------	---	--

Held by promoter/promoter group

Held by public
Total - E

Warrants:-	No. of warrants	As a % of total no. of warrants	As a % of total no. of shares of the company, assuming full conversion of warrants
------------	-----------------	---------------------------------	--

Held by promoter/promoter group

Held by public
Total - F

Total paid-up capital of the company, assuming full conversion of warrants and convertible securities

3001000



Category Code	Category of Shareholders	Number of shareholders	Total number of shares	Number of shares held in Demat Form	As a % of (A+B)	As a % of (A+B+c)	Number of Pledged shares	As a percentage (ix)=(viii/iv*100)
(i)	(ii)	(iii)	(iv)	(v)	(vi)	(vii)	(viii)	(ix)
(A)	Total Shareholding of Promoter & Promoter Group							
(1)	Indian							
(a)	Individual/HUF	5	326800	326800	10.890	10.890	Nil	Nil
(b)	Central Govt./ State Govt.	Nil	Nil	Nil	Nil	Nil	Nil	Nil
(c)	Bodies Corporate	1	790000	790000	26.325	26.325	Nil	Nil
(d)	Fin. Institutions / Bank	Nil	Nil	Nil	Nil	Nil	Nil	Nil
(e)	Any Other	Nil	Nil	Nil	Nil	Nil	Nil	Nil
	Sub-Total of (A)(1)	6	1116800	1116800	37.214	37.214	Nil	Nil
(2)	Foreign							
(a)	Individuals (NRIs/Foreign)	Nil	Nil	Nil	Nil	Nil	Nil	Nil
(b)	Bodies Corporate	Nil	Nil	Nil	Nil	Nil	Nil	Nil
(c)	Institutions	Nil	Nil	Nil	Nil	Nil	Nil	Nil
(d)	Qualified Foreign Investors	Nil	Nil	Nil	Nil	Nil	Nil	Nil
(e)	Any Other	Nil	Nil	Nil	Nil	Nil	Nil	Nil
	Sub-Total of (A)(2)	Nil	Nil	Nil	Nil	Nil	Nil	Nil
	Shareholding of Promoter & Promoter Group (A) = A1+A2	6	1116800	1116800	37.214	37.214	Nil	Nil
(B)	Public Shareholding							
(1)	Institutions							
(a)	Mutual Funds / UTI	Nil	Nil	Nil	Nil	Nil	NA	NA
(b)	Fin. Institutions / Banks	Nil	Nil	Nil	Nil	Nil	NA	NA
(c)	Central Govt./ State Govt.	Nil	Nil	Nil	Nil	Nil	NA	NA
(d)	Venture Capital	Nil	Nil	Nil	Nil	Nil	NA	NA
(e)	Insurance Company	Nil	Nil	Nil	Nil	Nil	NA	NA
(f)	Foreign Inst. Investors	Nil	Nil	Nil	Nil	Nil	NA	NA
(g)	Foreign VC Investors	Nil	Nil	Nil	Nil	Nil	NA	NA
(h)	Qualified Foreign Investors	Nil	Nil	Nil	Nil	Nil	NA	NA
(i)	Any Other	Nil	Nil	Nil	Nil	Nil	NA	NA
	Sub-Total (B)(1)	Nil	Nil	Nil	Nil	Nil	NA	NA
(2)	Non-Institutions							
(a)	Bodies Corporate	48	715300	242300	23.835	23.835	NA	NA
(b)	Individuals							
	i. Individual Shareholders Holding Nominal Share Upto Rs.1 Lakh	906	797700	128800	26.581	26.581	NA	NA
	ii. Individual Shareholders Holding Nominal Share greater than Rs.1 Lakh	15	371200	178800	12.369	12.369	NA	NA
(c)	Qualified Foreign Investors	Nil	Nil	Nil	Nil	Nil	NA	NA
(d)	Any Other	Nil	Nil	Nil	Nil	Nil	NA	NA
	Sub-Total (B)(2)	969	1884200	549900	62.786	62.786	NA	NA
	Total Public Shareholding (B) = (B)(1) + (B)(2)	969	1884200	549900	62.786	62.786	NA	NA
	TOTAL (A)+(B)	975	3001000	1666700	100.000	100.000	Nil	Nil
(C)	Shares held by Custodians And against which DRs have been issued	Nil	Nil	Nil	Nil	Nil	NA	NA
(1)	Promoter and Promoter group	Nil	Nil	Nil	Nil	Nil	NA	NA
(2)	Public	Nil	Nil	Nil	Nil	Nil	NA	NA
	GRAND TOTAL (A)+(B)+(C)	975	3001000	1666700	100.000	100.000	Nil	Nil



PURBASHA RESOURCES LIMITED
 (1)(b) Statement showing holding of securities (including shares, warrants, convertible securities) of persons
 belonging to the Category [Promoter & Promoter Group] As on 31/03/2014

Sr. Name of the shareholder	Details of Shares Held			Encumbered shares(s)			Details of warrants			Details of Convertible Securities			Total shares (including underlying shares assuming full conversion of warrants and convertible securities) as a % of diluted share capital
	Number of Shares held (A)+(B)+(C)	As a % of grand total Pledged Shares held (A)+(B)+(C)	Number of Pledged Shares held	As a percentage of grand total (A)+(B)+(C) of sub-class (i)(a)	Number of warrants held of the same Class	As a % of total warrants of the same Class	Number of convertible securities held of the same class	Number of convertible securities of the same class	As a % of diluted share capital	Number of convertible securities of the same class	As a % of diluted share capital	Total shares (including underlying shares assuming full conversion of warrants and convertible securities) as a % of diluted share capital	
(i)	(ii)	(iv)	(v)	(vi)=(v)/(iii)*100	(vii)	(ix)	(x)	(xi)	(xii)				
1. PURBASHA FOODS PVT. LTD.	79000	26.325	0	0.000	0.000	0	0	0.000	0.000	26.325			
2. NIDHI AGARWAL	4790	1.596	0	0.000	0.000	0	0	0.000	0.000	1.596			
3. BHARADHANAND AGARWAL	9840	3.279	0	0.000	0.000	0	0	0.000	0.000	3.279			
4. VASUDHA AGARWAL	10000	0.333	0	0.000	0.000	0	0	0.000	0.000	0.333			
5. VIKASH AGARWAL	170000	5.665	0	0.000	0.000	0	0	0.000	0.000	5.665			
6. VIVEK AGARWAL	500	0.017	0	0.000	0.000	0	0	0.000	0.000	0.017			
TOTAL	1116800	37.214	0	0.000	0.000	0	0	0.000	0.000	37.214			




PURBASHA RESOURCES LIMITED

(I)(c)(i) Statement showing holding of securities (including shares, warrants, convertible securities) of persons belonging to the category [PUBLIC] and holding more than 1.000% of the total number of shares as on 31/03/2014

Sri. Name(s) of the shareholder


Sri. Name(s) of the shareholder	Number of Shares held	Shares as a percentage of total number of shares (i.e., Grand Total (A)+(B)+(C) indicated in Statement at para (I)(a) above)	Details of Warrants		Details of convertible securities held		Total shares (including underlying shares assuming full conversion of warrants and convertible securities) as a % of diluted share capital
			Number of Warrants held	As a % total number of warrants of the same class	Number of convertible securities held	Securities Zu.r.t. total number of convertible securities of the same class	
1. AMAR JYOTI UDYOG LIMITED	60900	2.029	0	0.000	0	0.000	2.029
2. ARYAVRAT FINANCIAL SERVICES LTD	49800	1.659	0	0.000	0	0.000	1.659
3. BANSAL AGRO & TEA MANUFACTURE PVT. LTD.	62000	2.066	0	0.000	0	0.000	2.066
4. HENA FASHION (PVT)LTD	90200	3.006	0	0.000	0	0.000	3.006
5. ISHWAR VINIMAY PRIVATE LIMITED	41000	1.366	0	0.000	0	0.000	1.366
6. KRISHNA CRAFT DEALERS PRIVATE LIMITED	82000	2.732	0	0.000	0	0.000	2.732
7. PAWAN KUMAR BHUMALKA	52000	1.733	0	0.000	0	0.000	1.733
8. SHAKUNTALA MODI	67900	2.263	0	0.000	0	0.000	2.263
TOTAL	505800	16.854	Nil	Nil	Nil	Nil	16.854



PURBASHA RESOURCES LIMITED

(1)(c)(i) Statement showing holding of securities (including shares, warrants, convertible securities) of persons (together with PAC) belonging to the category [PUBLIC] and holding more than 5.000(%) of the total number of shares of the company as on 31/03/2014


Sl. No. Name(s) of the shareholder and the Persons Acting in Concert (PAC) with them	Number of Shares held	Shares as a percentage of total number of shares (i.e., Grand Total (A)+(B)+(C) indicated in Statement at para (1)(a) above)	Details of Warrants		Details of convertible Securities		Total shares (including underlying shares assuming full conversion of warrants and convertible securities) as a % of diluted share capital
			Number of Warrants held	As a % of total Warrants held	Number of convertible securities held	W.r.t. total number of convertible securities of the same Class	
1.	Nil	Nil	Nil	Nil	Nil	Nil	Nil



PURBASHA RESOURCES LIMITED
(I)(d) STATEMENT SHOWING DETAILS OF LOCKED-IN SHARES AS ON 31/03/2014

Page: 1

Sr. Name(s) of the Shareholder	Category of Shareholders (Promoter/ Public)	Number of Locked-in Shares	% to Total
1.		NIL	NIL




PURBASHA RESOURCES LIMITED

(II)(a) STATEMENT SHOWING DETAILS OF DEPOSITORY RECEIPTS (DRs)

Page: 1

Srl. Type of Outstanding DR (ADRs, GDRs, SDRs, etc)	Number of Outstanding DRs	Number of Shares underlying outstanding DRs	Shares underlying Outstanding DRs as a Percentage of total number of shares (ie. Grand total (A)+(B)+ (C) indicated in Statement at para (I)(a) above)
1. Nil	Nil	Nil	Nil



URBASHA RESOURCES LIMITED

(II) (b) STATEMENT SHOWING DETAILS OF DEPOSITORY RECEIPTS (DRs), WHERE UNDERLYING SHARES HELD BY 'PROMOTER/PROMOTER GROUP' ARE IN EXCESS OF 1% OF THE TOTAL NO. OF SHARES

Sri. Name of the DR Holder	Type of outstanding DR (ADRs, GDRs, SDRs, etc.) DRs	Number of Shares Underlying outstanding DRs	Shares underlying Outstanding DRs as Percentage of total number of shares (ie. Grand total (A)+(B)+(C) indicated in statement at para (I)(a) above
1. Nil	Nil	Nil	Nil
2. Nil	Nil	Nil	Nil
TOTAL Nil	Nil	Nil	Nil

